



KIDS AND KIN CONNECTION

A newsletter for relative care providers

June & July 2010

Provider Spotlight

The providers for the Kids and Kin Spotlight are from Coffee, Covington, Crenshaw, Choctaw, Elmore and Greene Counties.

Congratulations to all of the **Voluntary Certification Program graduates and Fall Incentive Participants** in Coffee County. This is a very dedicated and engaging group who always has a lot to offer at the meetings. The participants are always looking for ways to expand the group and keep it growing. There are four providers who completed the Voluntary Certification Program this year and two who completed Fall Incentive.

Congratulations to all of the **providers in Covington County** for completing Fall Incentive this year. This group has grown over the years and they are always recruiting new members. They are dedicated to the Kids and Kin program. These providers say that the materials and information that the Kids and Kin program provides has been very beneficial to them in helping provide a safe and nurturing environment for the children they care for.

In the spotlight for Crenshaw County is **Mr. Elbert Marsh**. Mr. Marsh completed Levels I and II of the Voluntary Certification Program this year. He is a resident of the city of Luverne. Mr. Marsh is married and has one grandson, "Nehemiah," who is 6 months old and the "apple of his eye." Mr. Marsh has two more grandchildren on the way. He was quoted as saying from a man's prospective "Kids and Kin is very educational, and I have learned so much. You have an opportunity to listen, ask and learn. You have trainers from all over the state providing useful information. The books and hands on materials are wonderful. I will continue with Kids and Kin, and am looking forward to the summer programs with my grandson."

Congratulations **Choctaw County providers** for completing the Voluntary Certification Pro-

gram and the Fall Incentive Program. Thank you for being so dedicated to the Kids and Kin Program and for being a supportive group.

The spotlight for Elmore County shines on **Mrs. Lorraine Haats**. Mrs. Haats, married 27 years, has just begun Kids and Kin Program and is already a dedicated member of the group. She has 6 grandchildren, 3 of whom she cares for almost every day of the week. Her other 3 grandchildren live in Iowa, but spend the summers with her. Mrs. Haats is battling a terminal illness, but will not give up on learning and doing all she can for her grandchildren. She spends 1 to 2 days a week reading to the local kindergarten where one of her grandsons attend. A motorcyclist for 35 years now, Mrs. Haats rides when she can and when at home she's reading and cuddling up to her cats.

Mrs. Janetta Hall is Greene County's spotlight provider. Mrs. Hall is a teacher with the Greene County Head Start where she has worked for many years. She is a grandmother and enjoys spending time with her grandchildren during the summer break. Mrs. Hall has been a part of the Kids and Kin Program for five or more years. Thank you for being such a dedicated member of the group!

The Kids and Kin program would like to recognize all of the relative providers who completed the Voluntary Certification Program and Fall Incentive this year. Thank you for your dedication and for all that you do for the children you help care for!


"In moments when you are touched by the soul of a child... you suddenly realize the significance of these precious years."
Shirley Dobson




Celebrate America's Independence Day on July 4th with the children you care for with these fun activities:

Did you know?

- ◆ That the 13 stripes on our flag represent the 13 original colonies
- ◆ The 50 stars represents each of the 50 states
- ◆ Our flag is sometimes called "Old Glory"
- ◆ Francis Key Scott wrote the "Star Spangled Banner"
- ◆ The Declaration of Independence, signed on July 4, 1776, allowed the US to be independent from Great Britain.




For a healthy snack to make with your child to celebrate the Fourth of July, try this red, white, and blue treat.



Ingredients :
Strawberries
Whipped cream cheese
Sugar (optional)
Blueberries

Instructions :

Clean and hull five strawberries, then add dollops of whipped cream cheese to the top of each one. Sprinkle sugar on the cream cheese (optional), then top each strawberry with a blueberry and arrange them into a star shape.



Paper Bag Hat

Get some medium-sized brown paper bags. Fold the end of the bag downward to create a cuff. Have the kids attach some red, white and blue crepe paper, ribbons and foil streamers to the top. Add any other decorations you like such as chenille stems, glue and glitter or foil stars. Have the kids wear their hats proudly to proclaim their patriotism on Independence Day.



Fourth of July Flag Snack

You will need:

graham crackers, white frosting, red and blue food coloring, plastic knives, and 2 containers.

- ◆ Divide the white frosting into 3 portions.
- ◆ Add red food coloring to one, blue to another, and leave the third frosting white.
- ◆ Children can spread the different colors on their graham crackers to make a flag!

Human relationships are primary in all of living. When the gusty winds blow and shake our lives, if we know that people care about us, we may bend with the wind...but we won't break. ~ Fred Rogers ~

Step by Step: Developmental Milestones: 13 to 18

During 13th month, toddlers like to:

- Explore and discover
- Turn pages of a book
- Talk
- Walk holding your hand

Give your toddler:

- Push/pull toys
- Toy drum
- First set of blocks
- Toys with large removable parts to take apart and put together again

During 14th month, toddlers like to:

- Listen to nursery rhymes and silly songs
- Eat finger foods
- Dress and undress
- Hand tools to daddy
- Sit on the floor and roll a ball back to you
- Build with blocks (at first he/she will only stack them)
- Blink his/her eyes
- Open and close his/her fists
- Point to eye, nose, etc.
- Smell things

Give your toddler:

- Your attention
- Wooden blocks
- Container toys

During 15th month, toddlers like to:

- Walk alone
 - Throw objects
 - Fill and empty
 - Respond to key words
 - Exercise hand skills
- ### *Give your toddler:*
- Big toys
 - Lots of time and attention



During 16th month, toddlers like to:

- imitate what you are doing
 - push and pull thing
 - point to pictures in a book
 - scribble on paper
 - use 2 or 3 words
 - dump out objects
 - try to run
 - pull on you and point to what he/she wants
- ### *Give your toddler:*
- push/pull toys
 - a thick crayon and paper
 - a soft, inflated ball and play "catch"

During 17th month, toddlers like to:

- fill and dump
 - drink from cup
 - stack and knock down blocks or boxes
 - walk down stairs holding your hand
 - climb on furniture
 - help take off some clothing
- ### *Give your toddler:*
- a big box to play peek-a-boo in
 - a plastic dolly to take care of
 - lots of attention and praise

During 18th month, toddlers like to:

- move around quickly
 - try to pick or throw a ball forward
 - push the stroller
 - fill a box up then dump it out
 - fill up and squeeze out a sponge
 - bring you a familiar object when you ask for it
- ### *Give your toddler:*
- a sponge for the tub
 - sturdy books
 - stacking blocks or boxes

Have A Fourth of July Parade!

Children can hold a parade for this holiday! They can be animals, band players, or performers in the parade.

Other ideas:

Decorate a wagon or riding toys with streamers and balloons.

Make shakers with plastic bottles with dried beans inside and streamers on the sides.

Make rhythm sticks by cutting dowels down to 8-10 inches and sanding the ends.

Walk pets in the parade and add cute dress up clothes for the pets.

Dress up in homemade costumes.

Toss wrapped candies to the on-lookers.





Family Guidance Center of Alabama
2358 Fairlane Drive
Montgomery, Alabama 36116

Non-Profit
U.S. Postage
PAID
Permit#409
Montgomery, AL

Fourth of July Songs

The Red, White, and Blue

(Sing to the song, "When the Saints Come Marching In")

Oh when the flag, comes marching in
O when the flag comes marching in,
How I love to see it's 3 colors
The red, the white and blue.

Way up in the Sky

(Sing to the tune of "Row, Row, Row Your Boat")

Wave, wave, wave the flag
Hold it very high
Watch the colors gently wave
Way up in the sky.

March, march, march around
Hold the flag up high.
Wave, wave, wave, the flag

Books to Read with Children

Fourth of July, Sparkly Sky, by Joan Holub

Hat's off for the Fourth of July, by Harriet Ziefert

Happy Birthday, America, by Mary Pope Osborne

Fourth of July Mice, by Bethany Roberts

Biscuit's Fourth of July, by Alyssa Satin Capucilli

Fireworks, Picnics, and Flags, by James Giblin

Fourth of July, by Janet McDonnell

Patriotic Holidays, by Joel Kepperstein

Hooray for the USA, by Judy Mullican

